

4 Port Gigabit PoE+ Injector Midspan Hub 52V / 30W - 802.3at / 802.3af

POEINJ4G

DE: Bedienungsanleitung - de.startech.com

FR: Guide de l'utilisateur - fr.startech.com

ES: Guía del usuario - es.startech.com

IT: Guida per l'uso - it.startech.com

NL: Gebruiksaanwijzing - nl.startech.com

PT: Guia do usuário - pt.startech.com

Packaging Contents


- 1x 4 Port Gigabit PoE+ Injector
- 1x Universal Power Adapter
- 3x Power Cords (NA/UK/EU)
- 1x Instruction Manual

System Requirements


- RJ45 terminated Cat5 or higher Ethernet cabling
- 10/100/1000 Mbps compatible Ethernet network
- Available AC electrical outlet

Product Overview


Front View



Side View - Data Only



Side View - PoE (Data and Power)



*actual product may vary from photos

LED Indicators

LED	Indication
Power (Green)	Solid: Indicates that the POEINJ4G is powered on
PoE in-Use(Green)*	Solid: Indicates that the specific port (1 to 4) has a PoE or PoE+ device connected

Note: If the input DATA line contains any PoE power, the PoE In-Use LED for that port may not light up.


Installation and Operation

The POEINJ4G can be installed between a regular Ethernet switch and PoE powered devices, and will provide power to the connected PoE powered devices without impacting regular data transmission performance.

1. Ensure there are no devices connected to the Data & Power (PoE) ports prior to connecting the Power Adapter to the POEINJ4G.
2. Connect the provided Power Cord for your region (NA, UK, or EU) to the provided Power Adapter, then to an AC electrical outlet. Then connect the Power Adapter to the DC Power Input on the POEINJ4G. Ensure that the "Power" LED is lit.
3. Using RJ45 Ethernet cable, connect up to four source network devices (i.e. router, switch, computer, etc.) to the Gigabit Data Ports on the POEINJ4G.
4. Using RJ45 Ethernet cable, connect up to four PoE (802.3af 15W) or PoE+ (802.3at 30W) compliant device(s) to the Gigabit PoE Ports on the POEINJ4G.

*Depending on your application, alternatively you can connect the Ethernet cable to a PoE splitter device to separate data and power at the remote end (for use with a non-PoE powered device).

Typical PoE/PoE+ Injector Application



StarTech.com

Hard-to-find made easy®

Notes

- The maximum RJ45 Ethernet cable length used cannot exceed 100 m / 330 ft
- If not connected to PoE IEEE 802.3af or IEEE 802.3at standard devices, the POEINJ4G will not inject power to the connected Ethernet cable(s) and/or device(s)
- The POEINJ4G does not offer a “standby” operation mode. For energy savings, disconnect the Power Adapter from the POEINJ4G. Without removing the Power Adapter, the POEINJ4G can still consume power from your power source. It is strongly recommended you disconnect the Power Adapter if the POEINJ4G is not in use.

Wall-Mounting

The POEINJ4G features two mounting holes on the bottom side of the unit. The mounting holes provide the option to wall-mount the POEINJ4G as desired.

FCC Compliance Statement

This equipment has been tested and found to comply with the limits for a Class A digital device, pursuant to part 15 of the FCC Rules. These limits are designed to provide reasonable protection against harmful interference in a residential installation. This equipment generates, uses and can radiate radio frequency energy and, if not installed and used in accordance with the instructions, may cause harmful interference to radio communications. However, there is no guarantee that interference will not occur in a particular installation. If this equipment does cause harmful interference to radio or television reception, which can be determined by turning the equipment off and on, the user is encouraged to try to correct the interference by one or more of the following measures:

- Reorient or relocate the receiving antenna.
- Increase the separation between the equipment and receiver.
- Connect the equipment into an outlet on a circuit different from that to which the receiver is connected.
- Consult the dealer or an experienced radio/TV technician for help

This device complies with part 15 of the FCC Rules. Operation is subject to the following two conditions: (1) This device may not cause harmful interference, and (2) this device must accept any interference received, including interference that may cause undesired operation. Changes or modifications not expressly approved by StarTech.com could void the user's authority to operate the equipment.

Industry Canada Statement

This Class A digital apparatus complies with Canadian ICES-003. Cet appareil numérique de la classe [A] est conforme à la norme NMB-003 du Canada.

CAN ICES-3 (A)/NMB-3(A)

Use of Trademarks, Registered Trademarks, and other Protected Names and Symbols

This manual may make reference to trademarks, registered trademarks, and other protected names and/or symbols of third-party companies not related in any way to StarTech.com. Where they occur these references are for illustrative purposes only and do not represent an endorsement of a product or service by StarTech.com, or an endorsement of the product(s) to which this manual applies by the third-party company in question. Regardless of any direct acknowledgement elsewhere in the body of this document, StarTech.com hereby acknowledges that all trademarks, registered trademarks, service marks, and other protected names and/or symbols contained in this manual and related documents are the property of their respective holders.

Technical Support

StarTech.com's lifetime technical support is an integral part of our commitment to provide industry-leading solutions. If you ever need help with your product, visit www.startech.com/support and access our comprehensive selection of online tools, documentation, and downloads.

For the latest drivers/software, please visit www.startech.com/downloads

Warranty Information

This product is backed by a two year warranty.

In addition, StarTech.com warrants its products against defects in materials and workmanship for the periods noted, following the initial date of purchase. During this period, the products may be returned for repair, or replacement with equivalent products at our discretion. The warranty covers parts and labor costs only. StarTech.com does not warrant its products from defects or damages arising from misuse, abuse, alteration, or normal wear and tear.

Limitation of Liability

In no event shall the liability of StarTech.com Ltd. and StarTech.com USA LLP (or their officers, directors, employees or agents) for any damages (whether direct or indirect, special, punitive, incidental, consequential, or otherwise), loss of profits, loss of business, or any pecuniary loss, arising out of or related to the use of the product exceed the actual price paid for the product. Some states do not allow the exclusion or limitation of incidental or consequential damages. If such laws apply, the limitations or exclusions contained in this statement may not apply to you.