

**SONY**  
make.believe



**α99**

the power of full-frame

# amaze yourself

Sony's full-frame interchangeable lens camera, the  $\alpha$ 99.



$\alpha$

99



# welcome to the family

Introducing Sony's Full Frame sensor lineup.

With the introduction of the Alpha  $\alpha$ 99, DSC-RX1, and NEX-VG900, Sony brings some of the most innovative and revolutionary technologies to the table. Dual Phase Detection AF systems for lightning fast Tracking AF in stills and video, impeccable image quality from one of the world's first 35mm sensors to give you 1080/60p video, XLR adapters for the best in audio recording are just a few of features that can be found in the new family of Full Frame cameras from Sony.

## DSC-RX1 FULL FRAME

The new DSC-RX1 is the world's first fixed lens 35 mm full-frame digital camera which offers an uncompromising design that focuses on an intuitive, user-friendly operation. The camera fits in the palm of a hand and allows users to carry it nearly everywhere to capture any shooting opportunity that arises.



- Full Frame 24 Megapixel resolution with 14-bit RAW output
- Bright F2.0 Carl Zeiss® Sonnar T\* lens with macro capability
- World's first fixed lens 35mm digital camera
- Full HD 24p video with manual control and audio input

## NEX-VG900 FULL FRAME

The new Sony NEX-VG900 interchangeable lens Handycam® camcorder features a 24.3MP full-frame 35mm sensor for high-quality HD video with a truly professional look. Shoot video in Full HD 24p, 60p or 60i, and take advantage of superb low-light performance.



- World's first 24.3 MP Exmor™ full frame HD CMOS Sensor1
- Uncompressed Full 1080 HDMI® output in 24p/60p/60i
- Includes LA-EA3 lens adaptor for full frame A-mount lens compatibility
- High contrast XGA OLED Tru-finder™ EVF with eye sensor

## $\alpha$ 99 FULL FRAME

By fully leveraging the potential of Translucent Mirror Technology, the 35mm full-frame format and Sony's professional broadcasting technology, it takes a major leap forward in quality, performance and handling ease. Meet the future of Sony  $\alpha$ .

- 16 Push the Envelope  
Image Quality
- 20 Think Fast  
Speed and Response
- 24 Sharpen your Focus  
Translucent Mirror Technology
- 26 Hone your Vision  
Viewfinder
- 30 Take Control  
Intuitive Operation
- 32 Get Tough  
Build Quality
- 34 Get into Motion  
Video Capabilities
- 38 Get to Know the  $\alpha$ 99  
Product Tour
- 44 Extend your Point of View  
Video Capabilities
- 46 Expand your Horizons  
Lenses
- 48 Explore the Possibilities  
Software and Post
- 51 Specifications







*"Standing on the edge of this waterfall in Iceland, I knew I wanted to capture this scene as a panorama. I love having the ability to shoot a dramatic panoramic image with the press of one button, like with Sweep Panorama, especially when I'm traveling abroad."*



# the assignment of a lifetime



*"This assignment made me stop and think about the way photography has shaped my life. It made me appreciate how powerful photography is."*

Sony took a major leap forward with the introduction of the new flagship Alpha  $\alpha 99$  interchangeable lens camera. To demonstrate the revolutionary capabilities of the  $\alpha 99$ , Sony sent world-class photographer David McLain on the "Assignment of a Lifetime". David took the  $\alpha 99$  on a trip around the world that resulted in some of the most stunning and beautiful images he has ever captured. The assignment took David to Iceland, Vietnam, Spain, Paris, Detroit and Death Valley. Each location presenting unique challenges and opportunities that made the most of the  $\alpha 99$ 's capabilities.



*"I love the way images, light, and color are so fleeting."*

I love shooting ice and icebergs. When we got to this glacier in Iceland, the light was cold and the water was still, which was perfect for the environment. I shot at a low angle to get the maximum reflection on the water and chose to put a little foreground of the shore in the frame to balance out the background. A few minutes later the wind picked up, the water started to ripple, and the picture was gone. I love the way images, light, and color are so fleeting. It's one of the many things that makes photography never get old.







*"As I started looking around I saw this statue of Buddha lit by neon lights that seemed more suited to the window of a bar than a temple."*

"We went to a Buddhist temple in Vietnam expecting to see weathered monks praying in dramatic shafts of light. We got there, all the monks were gone, and the temple was lit with florescent light. That's the way it goes sometimes and you always need to make the best of it. As I started looking around I saw this statue of Buddha lit by neon lights that seemed more suited to the window of a bar than a temple. I really liked this contradiction of objects and light. It's important to have expectations but also to understand they may not always be met and to be able to change course or mindsets quickly in the field. It's a very Buddhist approach...."

135mm F1.8 ZA (SAL135F18Z), 1/80 sec., F1.8, ISO 800







*"I was amazed afterward how much latitude the final frame had, and how the detail on the backside of the fisherman was maintained despite the fact we were shooting into the sun."*

"We got up early one morning to shoot a fisherman on the Mekong Delta. Like most people who make a living from the land or sea he was very capable and skilled at his craft. I chose to shoot into the sun and from a low angle so the net and fisherman would stand out against the sky. I was amazed afterward how much latitude the final frame had, and how the detail on the backside of the fisherman was maintained despite the fact we were shooting into the sun. Like a lot of scenes, I doubled this up on 60p (slow motion) video and the same scenario made it into the video we created from the shoot as well."



16-35mm F2.8 ZA SSM (SAL1635Z), 1/200 sec., F4.0, ISO 250



# push the envelope

## Gorgeous full-frame sensor image quality.

David found the perfect travel companion in the **α99** because of the camera's ability to perform in the real world. In low light, contrary light, fog, rain, golden light, snow, overcast light, all conditions were conquered by the **α99**.


"We were hanging out with a goat herder in his barn early one morning in Southern Spain. There is a lot less light on his face than it looks like in this image. I opened all the way up, focused on his eyes, and made this portrait. Its important to always be on the lookout for light... its amazing all the places you can find it."



*"I'm in love with my Zeiss 135mm F1.8 and shoot people with it all the time wide open. This lens along with the **α99**'s full-frame sensor makes for some amazing image quality."*



**Exmor**<sup>™</sup>  
CMOS Sensor



### 24.3 megapixel 35mm full-frame Exmor CMOS sensor

The new 24.3 megapixel 35mm full-frame Exmor CMOS sensor delivers beautiful, finely detailed images from corner to corner with a wide dynamic range and low noise. Thanks to innovations that only Sony—one of the world's leading image sensor developers—could achieve, the sensor is 1.5x more sensitive and 2x more effective at eliminating random noise than the acclaimed  $\alpha$ 900. This wide and high ISO sensitivity combines with extremely low noise to make the  $\alpha$ 99 a brilliant performer in dim lighting. Photographers and cinematographers will also welcome the gorgeous bokeh and full compatibility with full-frame wide-angle lenses.


### Light concentration technology

Sony compressed the height of circuitry within the image sensor via newly developed proprietary processing technology to dramatically increase the amount of light collected by each pixel. This vastly improved light-gathering efficiency results in significantly higher sensor sensitivity, much lower noise, an impressive signal-to-noise ratio and outstanding image quality in virtually all shooting conditions.

#### Conventional design




#### Cutting-edge design



### Photo diode expansion technology

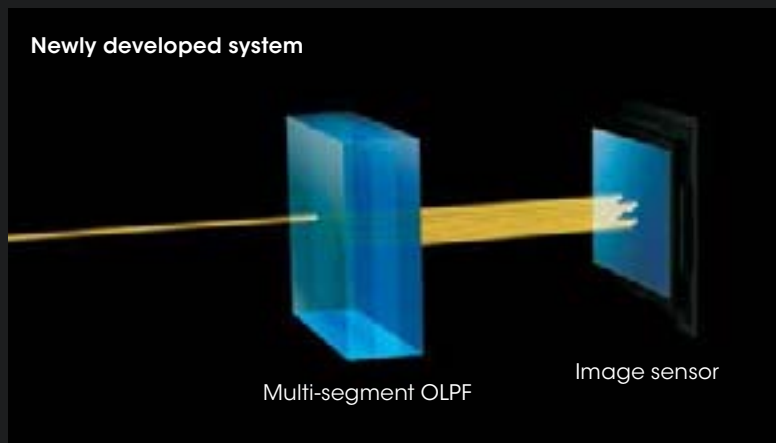
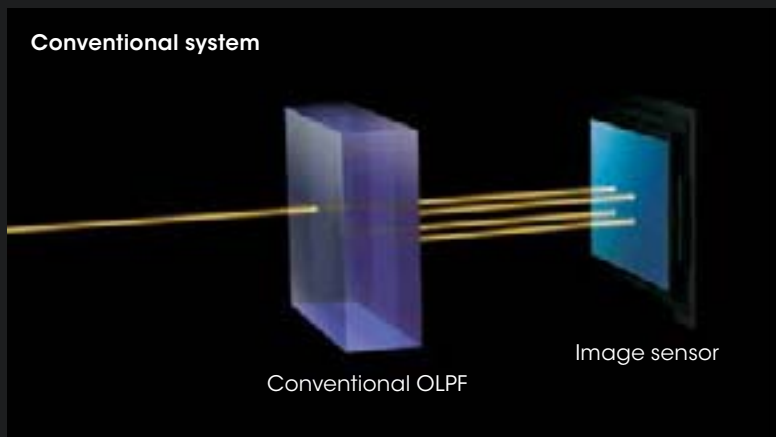
By taking full advantage of optimized image sensor circuitry, Sony significantly increased the size of the photo diode at every pixel. These larger photo diode dimensions more than doubled the sensor's dynamic range in comparison with the  $\alpha$ 900—a major breakthrough in performance that delivers smoother, richer image gradation. The larger dimensions also improved the signal-to-noise ratio by further increasing sensitivity and lowering noise.





## Multi-segment optical low-pass filter

Unlike conventional optical low-pass filters that degrade image resolution when suppressing moiré, Sony's new multi-segment optical low-pass filter effectively maintains high-resolution detail. This achievement was made possible by proprietary multi-segment technology from Sony's professional broadcasting equipment that subtly controls the distribution of image points.



## On-chip column A/D conversion with dual NR

Thousands of parallel analog/digital converters in the sensor convert light to digital signals with utmost precision and speed. Before and after conversion, the sensor cancels noise to ensure exceptionally clean 14-bit signal output at all ISO settings. By performing analog/digital conversion and dual noise reduction on the chip itself before image processing, the  $\alpha 99$  produces images of exceptional quality and clarity.









# think fast

## Engineered for speed and response.

David was able to capture crisp, sharp, perfectly-focused photographs as he globe trotted with the **α99**. The Dual Phase Detect AF system, a world first\* among interchangeable lens cameras, allowed him to perfectly capture each decisive moment with tack-sharp precision.

"Every pro demands speed and responsiveness from their camera and the **α99** over-delivers on both fronts. This camera has an amazing amount of processing power which means quicker focus in low light and buffering that rarely kicks in while shooting still photographs."

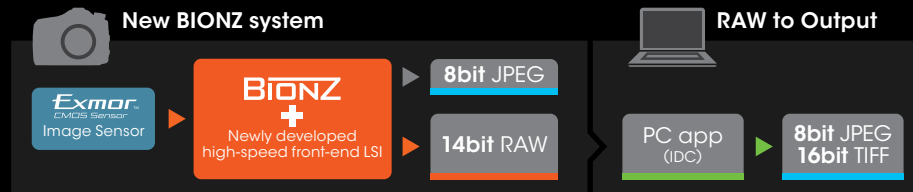


*"The **α99** focuses fast, processes images fast, and allows me to shoot in the widest possible range of light. These are the qualities in a camera that all photographers value."*



## High-speed front-end LSI chip

A new front-end LSI (large scale integration) chip supports the BIONZ™ image processing engine to significantly boost performance during the early stages of processing. By accelerating the handling of image sensor data early on, the LSI chip frees other BIONZ components to achieve a more subtle level of peripheral shading compensation and advanced black level offset correction that significantly raises image quality.



## BIONZ


### BIONZ image processing engine

Accelerated BIONZ processing easily handles the massive 14-bit data generated by the 35mm full-frame sensor. Even when loads are heaviest, such as during high-speed continuous shooting and Multi Frame NR, Sony's new high-speed front-end LSI chip processes the data with precision and ease. New area-specific noise reduction also ensures clear, low-noise images over the entire sensitivity range. Through these and other refinements, the engine delivers 14-bit RAW output of exceptional quality with extremely rich gradation.




## Area-specific noise reduction

This intelligent noise reduction selectively divides the image into areas based on patterns (such as edges, textures and evenly colored areas like blue skies), then optimally processes each area to markedly reduce noise and improve image quality—especially when shooting in dimly lit environments. Combined with conventional noise reduction, this new feature delivers clear, low-noise images throughout the entire 9-stop range (ISO 100–25600, expandable to ISO 50).



ISO 6400



ISO 1600





## SteadyShot™ INSIDE image stabilization

Advanced image stabilization compensates for camera-shake blur and is an especially useful feature during handheld shooting. Since the sensor-shift image stabilizer is in the camera, it provides image stabilization for any mounted A-mount system lens, including all Carl Zeiss® and G Lenses, from wide-angle to telephoto. You can capture sharp images at shutter speeds 2.5 to 4.5 steps slower than otherwise possible without a tripod or flash, as well as take advantage of vastly increased photo opportunities.



## 14-bit RAW output

14-bit RAW image data of extremely high quality is output by the  $\alpha 99$ . This data fully preserves the rich detail generated by the image sensor during the 14-bit A/D conversion process. When developed with Sony's Image Data Converter RAW development software, these images deliver the superb photographic expression and rich gradation that only 14-bit data can offer.

## Lens shading and aberration compensation

The camera automatically compensates for the shading and aberrations specific to the lens you mount. This includes vignetting (peripheral shading), lateral chromatic aberration and optical distortion compensation, which can each be manually activated or deactivated as desired. Embedded data within the camera on supported A-mount lenses ensures optimal compensation.

Newly supported lenses: 50mm F1.4, 24-70mm F2.8 ZA SSM, 28-75mm F2.8 SAM, 70-400mm F4-5.6 G SSM, 70-200mm F2.8 G, 35mm F1.4 G, Vario-Sonnar T\* 16-35mm F2.8 ZA SSM, DT 55-300mm F4.5-5.6 SAM, DT 30mm F2.8 Macro SAM

\* Among interchangeable lens digital cameras with a full-frame image sensor (as of September 12, 2012) according to Sony's internal survey.







# sharpen your focus

## Translucent Mirror Technology™

Full-time Continuous AF

19-point (11 cross points)  
Phase detection AF sensor

102-point Focal plane  
Phase detection AF sensor

Translucent Mirror


### Translucent Mirror Technology

Sony Translucent Mirror Technology revolutionized interchangeable lens cameras by replacing the swinging mirror of SLRs with a stationary translucent mirror that continuously directs light to the AF sensor and image sensor. This innovation enables both full-time phase detection AF and full-time live view through the viewfinder and rear LCD monitor during single shot, continuous and movie shooting.

Now Translucent Mirror Technology boasts another breakthrough—Dual AF System. By simultaneously directing light towards two phase detection AF sensors, it essentially doubles the potential of autofocus for serious photographers.

### Dual AF System

Dual AF System is the world's first\* AF system to employ two phase detection sensors. By maximizing the strengths of both sensors, it vastly improves subject tracking performance as well as focusing precision. The 19-point (11 cross-point) phase detection AF sensor mounted above the translucent mirror provides high-precision focusing performance and depth detection, while the 102-point focal plane phase detection AF sensor overlaying the image sensor offers the advantages of wider depth and width (object plane) coverage. Together, these sensors deliver a new level of AF performance and functionality.



■ Cross sensors    ■ AF sensors  
■ Focal plane phase detection AF sensor

\* The world's first AF system in a 35mm full-frame interchangeable lens digital camera to feature two phase detection sensors as of September 12, 2012, according to Sony's internal survey. Notes: Only the following lenses currently support AF-D mode and area assist display in AF Range Control: Vario-Sonnar T\* 24-70mm F2.8 ZA SSM, 50mm F1.4, 28-75mm F2.8 SAM, 70-400mm F4-5.6 G SSM, 500mm F4 G SSM, and New 300mm F2.8 G. (Firmware updates are also planned for other A-mount lenses. Please refer to the Sony website for more details.)





## AF-D mode

Continuous autofocusing is provided by a new AF-D (Depth Map Assist Continuous AF) mode that delivers precision focusing for virtually any subject. This mode utilizes the 19-point (11 cross-point) phase detection AF sensor to keep subjects sharply focused in most shooting situations. When fast-moving subjects demand wider, denser area coverage than the 19-point AF area can provide, the 102-point focal plane phase detection AF sensor lends reliable support. This combination of 121 AF "eyes" (19+102) from two highly precise phase detection AF sensors provides a clear performance advantage over single-sensor AF systems.

Note: AF-D mode requires a compatible full-size lens. The range of supported lenses will gradually expand through firmware updates.



## AF Range Control

Subject tracking can be limited to a specified range of distance so the camera stays focused on your subject even if background and foreground objects enter the AF frame. To stay focused on a drummer even when guitarists cross the stage, for example, or to keep an athlete in focus through a wire fence, simply press the dedicated AF Range button, use the front and rear dials to set the minimum and maximum distances from the camera, and enjoy highly accurate focusing that disregards everything but your subject. A user-friendly graphic indicator clearly displays the selected range as well as the point, in terms of distance, that is currently in focus.

## AF area modes


Four AF area modes are provided to meet various needs. You can select Wide (all 19 sensors), Spot (central sensor), Local (any selected sensor) or Zone (right, center, or left zone) as well as 102-point assist AF points when in AF-D mode. Various AF modes are selectable—AF-S (Single shot), AF-A (Auto), AF-C (Continuous), AF-D (Depth Map Assist Continuous AF). Also selectable are Manual focus mode and DMF (Direct Manual Focus), which now provides access to the Peaking function for greater focusing precision.



Wide



Spot



Local



Zone



## Enhanced Tracking Focus

Various advances come together in the **α99** to enable accurate tracking of fast-moving subjects. Once you designate your subject and press the shutter button halfway (S1), Tracking Focus activates and utilizes predictive focusing algorithms and Sony's original subject recognition technologies to track your subject's every move with speed and precision. This continuous, uninterrupted performance, made possible by Translucent Mirror Technology, is supported by blazing-fast BIONZ image processing and 19 autofocusing points. When AF-D mode is selected, an additional 102 assist autofocusing points are activated to further expand AF coverage, helping to better keep moving subjects in focus.

## 6fps continuous shooting

The Continuous Advance Priority AE mode lets you capture the decisive moment at full resolution with clarity and precision by shooting at speeds up to 6fps. You can also raise the continuous shooting speed to approx. 10fps by entering the Tele-zoom High Speed Shooting mode.




# hone your vision

## Keep your eye on the viewfinder

The viewfinder is so informative and easy to view that every step in the shooting process can easily be handled from start to finish without removing your eye from the viewfinder. This includes setting up shooting parameters and previewing their effects in real-time, framing your subject and fine-tuning the focus with the magnification feature, shooting photos and movies, and checking final results. Even when shooting in bright outdoor lighting during sports, portrait and macro photography, the viewfinder provides the precision feedback you need. So you can fully concentrate on capturing spectacular images.

## Clear photo and movie playback

Unlike optical viewfinders, the viewfinder in the **α99** lets you view photos and movies that have already been recorded. This convenient capability is especially useful for confirming details in bright outdoor conditions. By applying the magnification function to recorded images, you can confirm whether every detail matches your highest expectations.



## Color adjustment and display variations

Viewfinder color temperature can be adjusted to suit your preference and detailed shooting information can be displayed at high XGA resolution for quick and easy reference. The DISP button makes it easy to select any of five display modes (Shooting Data, Graphic, Digital Level Gauge, Histogram of Simple Display) while keeping your eye on the viewfinder.



Color adjustment

## Viewfinder display options



Camera Level display



Image histogram display



Focus Range Control display



Quick Navi display



## High-resolution XGA OLED Tru-Finder with 100% field of view

Sony's new XGA OLED Tru-Finder is easy to view in almost any lighting. Every detail is faithfully reproduced as it will appear in your recording, including defocusing effects that faithfully reflect your aperture settings. Since backlighting is eliminated, blacks are blacker, details are clearer and contrast is higher in both dark and light environments. You can also adjust viewfinder brightness for comfortable shooting indoors and out. Professional specifications include a wide 33.3° viewing angle, high 27mm eye-point and 100% frame coverage. Accelerated OLED response virtually eliminates motion blur and residual images when tracking moving objects or displaying recorded movies. Rich functionality includes numeric information displays, recorded image playback, and features for fine-tuning focus on the high-resolution 2,369K (approx.) screen. Even when APS-C format lenses are mounted, the image is displayed using the entire finder area.

### XGA OLED Tru-Finder



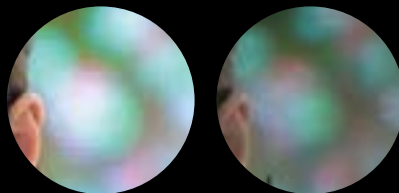
VGA

XGA OLED



## Faithfully reproduced bokeh

Since images displayed in the viewfinder come directly from the image sensor, they faithfully reproduce what will appear in your recorded images. You can therefore compose the scene and fine-tune every detail with remarkable accuracy instead of guesswork. Even bokeh is displayed with all the subtle characteristics that will appear in your final image. This is a decisive advantage over optical viewfinders, which display bokeh distorted by the focusing screen. Whether shooting portraits, commercial products or close-ups of miniature wonders, such precision helps you take better photographs.



Tru-Finder  
bokeh

Optical Viewfinder  
bokeh

## Focus Magnifier for fine-tuning focus

The image in the viewfinder can be magnified up to 11.7x to allow super-fine tuning of the focus. High contrast is maintained even at high magnification, allowing accurate viewing of details and confident adjustment of focus and other settings. This magnification function is especially useful when shooting in bright sunlight, which is when the viewfinder is easier to view than the rear-mounted LCD. The viewfinder also clearly displays images when the Smart Teleconverter function is used to magnify the center of the image 1.4x or 2x.



Peaking function  
(indication in Red)




Focus Magnifier

## Versatile viewing

100%  
Field coverage

33.3°  
Wide viewing  
angle

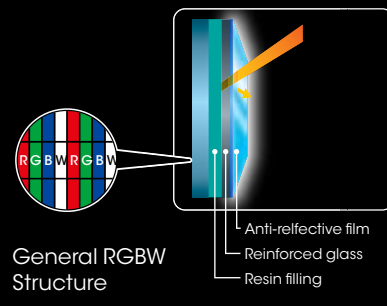
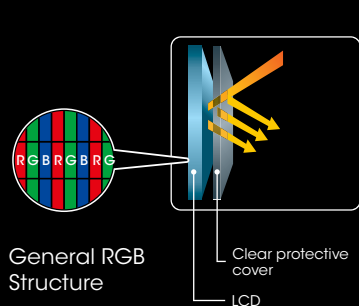





## WhiteMagic™ and ultra-low reflection structure technology

Two innovative technologies improve LCD brightness and black reproduction to enhance viewing ease in almost any type of lighting. Ultra-low reflection structure technology fills the gap between the protective outer glass and underlying LCD with resin to reduce surface reflections, improve visibility from wide viewing angles, maintain high contrast and

more accurately reproduce deep blacks. WhiteMagic nearly doubles the brightness of the display by combining white pixels with conventional red, green and blue pixels in a unique RGBW pixel structure. The resulting exceptional brightness dramatically improves visibility in sunny outdoor conditions, making it much easier to check the focus and image details.



Enhanced brightness makes it easier to check the focus and image even in strong sunlight.

**WhiteMagic.**

Reflection reducing structure improves visibility from wide viewing angles, maintains high contrast and more accurately reproduces deep blacks.

## 3-way tiltable LCD supports various shooting positions

The LCD flexibly tilts to provide the most natural viewing angle and its 3-way tilting mechanism has been enhanced for operational ease. The mechanism easily adjusts to support everything from extremely low to extremely high shooting angles whether orienting the camera in the vertical or horizontal direction. Moreover, this same wide-ranging flexibility is available when utilizing a tripod or vertical grip. The close alignment of the optical axis and screen center also contributes to natural framing and shooting comfort. Whenever challenging shots require extra-clear viewing and unrivaled flexibility, this LCD will meet your need.









# take control

## Smooth integrated control dial



The new Silent Multi Controller on the front of the body combines a dial and button to enable smooth, easy selection and adjustment of numerous camera

settings including focus mode, focus area, exposure compensation, ISO sensitivity and metering method. Depending on your preference, you may find it an extremely useful addition to the  $\alpha$ 99.



## More intuitive Quick Navi Pro

The new Quick Navi Pro interface clearly displays all major shooting options on the screen so you can rapidly find desired options, confirm current settings and make adjustments without searching through dedicated menus. Convenient new features include a histogram and digital level gauge for easy reference and an indicator that appears with one press to display multiple functions adjacently for easy dial selection. When fleeting shooting opportunities arise, you'll be able to respond swiftly with just the right settings.



Quick Navi Pro

## Dual Slot for freer control of data

Two media slots are provided along with highly flexible recording features. One slot supports Memory Sticks and SD memory cards, while the other is fully dedicated to SD cards. You can record movies simultaneously to both media for backup purposes—a world first\*—without slowing the camera down, simultaneously record still images to both media, record to different media by file format (RAW/JPEG), or record to different media by type of recording (still/movie). Moreover, the  $\alpha$ 99 makes it easy to copy folders from one card to another. Whatever your backup and usage intentions, this flexible new Dual Slot provides more freedom to do things your way.



\* Among interchangeable lens digital cameras as of September 12th, 2012, according to Sony's internal survey.







### Refinements for serious shooting

The **α99** offers even greater comfort and handling ease than the acclaimed **α77**. Its optimized contours, thicker and taller grip, and wider thumb grip fit your hand more comfortably and contribute to a steady grasp. Frequently used controls are placed within natural reach, with main buttons near your thumb and dials placed front and rear for comfortable adjustment of major and minor parameters. Buttons are more varied in shape and height to support swifter tactile recognition while your eye stays on the viewfinder.

A new locking mechanism on the mode dial also prevents unintentional mode changes and missed photo opportunities. Clearly, meticulous refinement makes this a camera body worthy of Sony's top-of-the-line model.

### Customizable buttons

Five different buttons—the AF/MF, AEL, ISO, Preview and Custom Key buttons—can be reassigned to activate any of 33 functions for enhanced shooting convenience. Assignable functions now include AF On, FE lock and Spot metering AE lock, as well as Exposure Compensation, Drive Mode, Flash Mode, Focus Area, Face Detection, Smile Shutter, ISO Sensitivity and Metering Mode.

You can also assign the front and rear dials to adjust exposure compensation functions (other than aperture and shutter speed) and customize the camera to automatically switch AF or AE on or off when the shutter button is halfway pressed.



### Multi Interface Shoe



### Multi-interface shoe expands compatibility

The highly expandable **α99** features a newly developed Multi Interface Shoe that is uniquely shaped to take advantage of wide-ranging accessories including products that break down the barriers between movie and photo shooting. A Shoe Adaptor is also provided that enables compatibility with conventional camera accessories.



### Memory Function

Combinations of settings that you consider especially useful can be registered in memory for quick recall whenever similar shooting situations arise. This feature lets you register up to three user-programmable groups of settings and quickly access them by using the MR setting on the mode dial, which features a center lockable button that prevents accidental mode changes.



# get tough

## Robust magnesium alloy body

The rigidly constructed  $\alpha 99$  is supremely lightweight. Its rugged magnesium-alloy top and rear panels interlock with front and side panels constructed of highly rigid engineering plastic to offer protective external shielding. Inside, a rigid magnesium chassis reinforced by stainless steel and other structural components contributes to a supremely rigid and lightweight camera able to withstand passionate usage in challenging conditions.



## The world's lightest camera with full-frame sensor\*

Supremely lightweight construction contributes to agile handling in the field that, combined with full-frame performance, gives the  $\alpha 99$  unrivaled appeal. Record-breaking lightness was achieved through the use of lightweight materials like magnesium alloy and engineering plastic, as well as the elimination of unnecessary mechanisms such as heavy pentaprisms and active mirrors, thanks to Translucent Mirror Technology.

\* Among interchangeable lens digital cameras as of September 12, 2012 according to Sony's internal survey.

## 200,000 shutter release cycles

The new extremely durable shutter unit has been proven to endure approximately 200,000 shutter releases, a figure that rivals high-end professional cameras. While rugged enough to withstand the demands of 6fps (10fps in tele-zoom mode) continuous shooting, it offers exceptional precision at shutter speeds up to 1/8000 sec. made all the more accurate by the continuous support of auto diagnosis and correction. This proven combination of supreme accuracy and durability lets you shoot year upon year without worrying about wearing out the shutter unit.



## Dust and moisture protection

Comprehensive dust and moisture resistance contributes to high reliability. Sony tightly interlocked the panels and components, added sealing around most buttons and dials, and placed gaskets along the edges of the viewfinder and LCDs (top and rear) to help prevent water and dust from entering the body during tough usage. Similar protection was applied to openings such as the media compartment, which is protected by an interlocking structure. Jack covers are fitted with rubber-based covers for better sealing and are organized by function to minimize opening and closing. The front section of the accessory shoe is also constructed of highly dust/water resistant parts.





### Vertical grip for triple battery advantage


The optional vertical grip (VG-C99AM) features optimized contours and essential controls that make vertical shooting nearly as comfortable as horizontal shooting. It can house two batteries that combine with the main battery to offer a three-battery advantage that practically triples shooting stamina whether shooting still images or movies. The grip's batteries can also be changed while continuing to shoot movies. Dust and moisture resistance meet the same high standards as the camera body.



### Reliable anti-dust measures

Advanced dust resistance helps keep your photos blemish-free. If dust particles enter the camera when the lens is being changed, two levels of protection safeguard the image sensor. The first level of protection is a newly developed coating on the surface of the optical low-pass filter. Even in the most adverse temperature and humidity conditions,

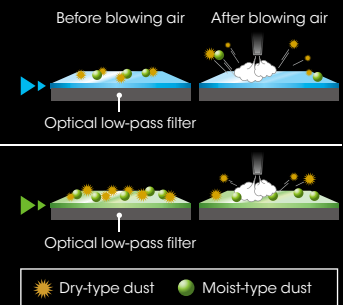
this highly effective Anti-dust Coating effectively suppresses the attachment of both dry and moist dust particles and simplifies their removal. The second level of protection is an anti-dust mechanism that vibrates the filter at high speed every time the camera is switched off to dislodge any dust particles that settled on its surface.



### α99

Newly enhanced coating material

Conventional surface





# get into motion

Experience movie making in full-frame high definition.

David likes to work fast and light with a small production footprint. Because the  $\alpha$ 99 has less rolling shutter than the competition. He can spend more time shooting hand held with significantly less need for third party rigs. After using the tiltable LCD that pivots and swivels in every direction, David admits he will never go back to shooting video with a fixed LCD camera.

"In Southern Spain we went swimming in a beautiful lake. We were there to shoot people jumping off of cliffs, but when the fixer's wife was drying off after a dip in the lake she pulled the towel up over her face in a way that caught my eye."



*"The  $\alpha$ 99 has significantly less rolling shutter than most DSLRs, uses the AVCHD codec, and has an EVF that allows me to see what I'm shooting in real time in video mode."*



## Expressive 35mm full-frame moviemaking

The full-frame **α99** empowers you to create highly expressive movies with professional-quality bokeh, a stunning sense of depth and extremely low noise even in dark environments. This exceptional performance is made possible by the potent combination of a 35mm full-size sensor, flexible lens interchangeability, ISO 100-6400 sensitivity and various advances from professional Sony movie production equipment. You can also enjoy unlimited creative freedom thanks to a diverse range of moviemaking accessories, as well as take full advantage of bright high-performance **α** lenses including full-frame Carl Zeiss and Sony G models.



## Silent Multi Controller for movies

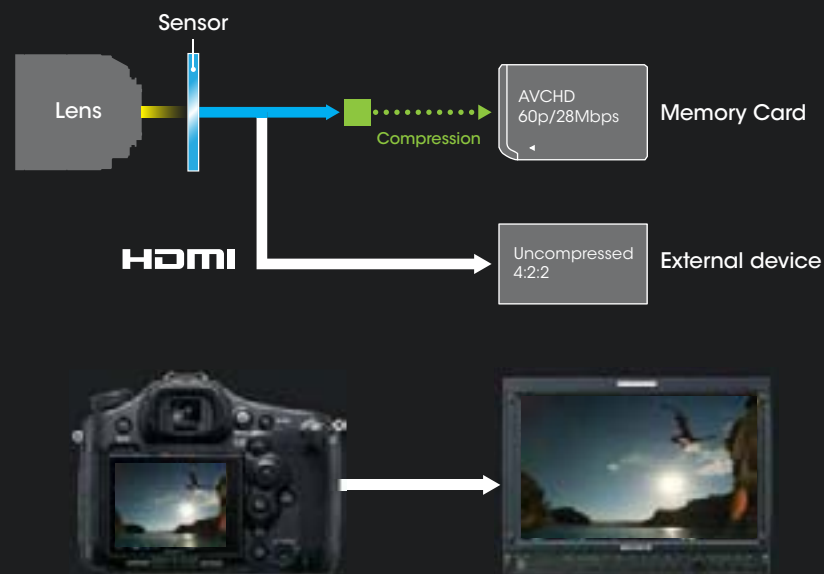
Perfect for use while shooting movies, this control lets you freely adjust image and sound settings without producing mechanical noise that might be captured in the soundtrack. The new Silent Multi Controller on the front of the body combines a dial and button for smooth, easy selection and adjustment of numerous settings including audio recording and AF area.



## HDMI

### Simultaneous Full HD movie output via HDMI (with shooting info On/Off flexibility)

An HDMI terminal makes it easy to transfer Full HD movie signals in real-time to an external monitor for accurate, large-screen viewing and listening. This feature supports uncompressed movie recording on external recording equipment and lets you output uncompressed movies with the shooting info display function off.



## P/A/S/M manual movie modes

Manual operation frees you to realize your vision. Using manual focus and P/A/S/M modes (Program, Aperture Priority, Shutter Priority and Manual), you can flexibly adjust background blur and manually control exposure to achieve desired brightness and dynamism.

### Estimated continuous movie shooting time

Ambient temperature	Continuous recording time for movies
20°C	Approx. 29 minutes
30°C	Approx. 29 minutes
40°C	Approx. 29 minutes



## AVCHD Progressive

### Full HD 60p movie recording

Create movies of amazing clarity that play extra smoothly by recording them at Full HD resolution (1920 x 1080 pixels) in the AVCHD Ver. 2.0 (Progressive) format—at the extremely high frame rate of 60fps. All the while, you can enjoy the huge advantages of 35mm full-frame movie capture and full-time continuous AF with three-level subject tracking sensitivity. This unrivaled combination of quality and speed enables first-rate still image extraction and post-production techniques like slow motion. The  $\alpha$ 99 also supports 24p movie recording.

Translucent  
Mirror Technology™  
Full-time Continuous AF

### Full-time Continuous AF with 3-level subject tracking sensitivity

When shooting movies, Full-time Continuous AF Movie delivers the superior speed and precision of full-time continuous phase detection autofocus thanks to Translucent Mirror Technology. Advanced subject tracking is provided in your choice of three sensitivity levels—Hi for prioritized tracking speed, Mid for balanced speed and focal precision, or Low for prioritized stability. Whether capturing fast-moving athletes, models in studios, or faces in a crowd, you'll enjoy sharp, accurate autofocus.

### Optional XLR Adaptor Kit for sound production befitting full-frame movies

This adaptor kit features XLR terminals, the professional standard for movie production, to enable sound recording via wide-ranging professional microphones and line-in connection for sound input. Users can therefore achieve versatile, high-quality sound expression that is suitable for full-frame movie quality. The ability to separately control left and right channel input directly from the XLR adaptor helps simplify post-shoot editing.



### Audio level display and recording level control

Precise monitoring and adjustment of the microphone recording level is possible while shooting movies. The audio rec level control simultaneously adjusts both the L and R channels with 32-step precision.



### Ready-use headphone jack

Professional sound production versatility and connectivity free you to create soundtracks as professional as your images. During movie recording and playback, you can monitor the sound using headphones connected with the  $\alpha$ 99. Stereo sound output is guaranteed to provide the highest possible playback quality via recommended Sony high-end headphones. Live (real-time) and Lip-sync settings are provided for output timing that satisfies professional needs.










# unleash your creativity



Final image with optimum shadow/highlight detail



Highlight details captured    Mid-tone details captured    Shadow details captured

## Auto HDR

The Auto HDR function captures the expanded detail of high dynamic range photos. When you press the shutter button, it instantly records three frames at different exposures and composites the best details from each—in the highlights, mid-tones and shadows—to create a single image with wider dynamic range than any single exposure could possibly capture. The resulting image is breathtaking and ideal for post processing. You can select the exposure range, making adjustments in 1EV steps up to a maximum  $\pm 6$ EV. No tripod is necessary when shooting because subject movement is precisely compensated for.



## Multi Frame NR

The Multi Frame NR mode is extremely effective at suppressing noise in dark, challenging shooting situations. Candlelit rooms, for example, can be vividly captured without using a tripod or flash. By seamlessly compositing six images, this mode achieves noise reduction equivalent to a 2-stop lower shutter speed. Noise is lower than when shooting normally at the same ISO speed, and sensitivity equivalent to ISO 51200 becomes possible when shooting at the highest ISO speed. Compatible with any ISO setting, the Multi Frame NR mode can also be used in combination with all P/A/S/M modes.



DRO on (Lv.5)



DRO off

## Dynamic Range Optimizer (DRO)

In difficult lighting conditions, DRO analyzes and corrects your image in real time to expand its dynamic range and achieve smoother, more natural gradients with more detail in the highlights and shadows. If a backlit subject's face is dark, for example, it recovers details hidden in the shadows and delivers a naturally bright image. DRO can be used effectively during continuous shooting and lets you choose the amount of correction up to 5 steps.

## Exposure compensation and bracketing

Achieve just the right exposure by using Exposure Compensation to increase or decrease the exposure in 1/3 or 1/2 stop increments (between -5 and +5 EV). Or use Auto Exposure Bracketting to record three or five images at different exposure values, compare the results and choose the best one.



## Exposure modes

The clearly labeled mode dial on top of the **α99** provides quick access to all available exposure modes (Program Auto, Aperture priority, Shutter speed priority, Manual exposure modes, Auto mode and 8 Scene Selection modes).



## Creative Style

Creative Style settings swiftly bring out the character of your scene. Depending on your subject and creative intentions, you can simply select any of 13 settings (including Standard, Vivid, Neutral, Portrait, Landscape, Sunset, Black & White, Clear and Deep). The camera will then adjust color and other image parameters to create the appropriate mood, while letting you fine-tune contrast, saturation\* and sharpness to suit your personal preference and achieve just the right finishing touch.



Creative Style: Landscape



Creative Style: Standard

\* Not available when B/W mode is selected.



### Picture Effect

It's easy to apply innovative effects to your still images and movies. The 11 customizable modes (with 15 effects) include HDR Painting, Rich Tone Monochrome, Soft Focus and a Miniature mode that makes your subject look like a miniature model.



### Two-axis White Balance

Two-axis White Balance enables finer white balance adjustment than automatic white balance can provide. You can adjust white balance in the amber-blue and green-magenta directions to achieve more true-to-life color under almost any kind of light source.



### 1200-zone Evaluative Metering

An advanced evaluative metering sensor with 1200 zones ensures balanced exposures in wide-ranging lighting conditions as well as accurate subject recognition. Multi segment, Center weighted and Spot metering modes are selectable.



### Drive modes

User-friendly icons make it easy to switch between single-shot, continuous, bracketed and self-timer shooting. Just select the drive mode along with selectable parameters (such as self-timer shooting with 2 or 10-second delay). Then start shooting.





# get to know the $\alpha$ 99



01 AF Illuminator/Self-timer  
02 Mounting index  
03 Custom button  
04 Lens contacts

05 Lens release button  
06 Mount  
07 Silent multi-controller  
08 Preview button

09 Remote sensor  
10 Front dial control





- |    |  |    |   |    |                 |
|----|--|----|---|----|-----------------|
| 11 | Viewfinder   | 17 | Multi-selector  | 23 | Playback button |
| 12 | Eyepiece sensors                                   | 18 | DISP button   | 24 | LCD screen      |
| 13 | MOVIE button                                       | 19 | Fn button/Image rotation button                                   | 25 | MENU button     |
| 14 | AF/MF button/Enlarge button                        | 20 | Smart teleconverter button/<br>Zoom button/Focus Magnifier button |    |                 |
| 15 | Rear control dial                                  | 21 | Access lamp   |    |                 |
| 16 | AEL button/SLOW SYNC button/<br>Image index button | 22 | AF RANGE button/Delete button                                     |    |                 |

# get to know the $\alpha$ 99



- |    |                                   |    |                               |    |                                       |
|----|-----------------------------------|----|-------------------------------|----|---------------------------------------|
| 01 | Microphone                        | 09 | Image sensor position mark    | 17 | Remaining battery                     |
| 02 | Drive button                      | 10 | Display panel                 | 18 | Exposure/Flash Compensation           |
| 03 | White Balance button              | 11 | FINDER/LCD button             | 19 | Drive mode                            |
| 04 | Exposure button                   | 12 | Multi Interface Shoe          | 20 | Remaining number of recordable images |
| 05 | Power switch                      | 13 | Mode dial                     | 21 | Image quality                         |
| 06 | Shutter button                    | 14 | Mode dial lock release button | 22 | White balance                         |
| 07 | ISO button                        |    |                               |    |                                       |
| 08 | Display panel illumination button |    |                               |    |                                       |





- 23 Flash sync terminal
- 24 Microphone jack
- 25 Headphones jack
- 26 HDMI terminal
- 27 USB terminal
- 28 DC IN terminal
- 29 Speaker
- 30 REMOTE terminal

- 31 Diopter-adjustment dial
- 32 SLOT 1 (Memory card slot 1)
- 33 Battery (inside)
- 34 SLOT 2 (Memory card slot 2)
- 35 Vertical Control On/Off
- 36 Control dial
- 37 Multi-selector
- 38 Function button/Image rotation button

- 39 Smart teleconverter button/  
Zoom button/Focus Magnifier button
- 40 AEL button/SLOW SYNC button/  
Image index button
- 41 AF/MF button/Enlarge button

# extend your point of view

## 300mm F2.8 G SSM II NEW (SAL300F28G2)

This super telephoto G lens delivers both high contrast and beautiful bokeh effects at levels far surpassing those of existing 300mm F2.8 lenses. It features a new high-performance optical design, a quiet high-speed SSM autofocus drive system with enhanced object tracking, and an anti-glare Nano AR coating.



## G Lenses™

Sony's highest quality professional lenses are at the top of their class, delivering exceptional in-focus image quality and beautiful defocusing courtesy of advanced aspherical and ED glass elements as well as renowned Sony quality assurance technology.



35mm  
F1.4 G  
(SAL35F14G)



70-200mm  
F2.8 G  
(SAL70200G)



70-300mm  
F4.5-5.6 G SSM  
(SAL70300G)



70-400mm  
F4.5-6.3 G SSM  
(SAL70400G)



500mm  
F4 G SSM  
(SAL500F4G)



## Carl Zeiss® lenses

Developed jointly by Sony and renowned optical manufacturer Carl Zeiss, these superb AF-capable lenses feature Carl Zeiss optical formulas and coatings and are designed for professional photographers seeking utmost image quality.



Distagon T\*  
24mm F2 ZA SSM  
(SAL24F20Z)



Planar T\*  
85mm F1.4 ZA  
(SAL85F14Z)



Sonnar T\*  
135mm F1.8 ZA  
(SAL135F18Z)



Vario-Sonnar T\*  
16-35mm F2.8 ZA SSM  
(SAL1635Z)



Vario-Sonnar T\*  
24-70mm F2.8 ZA SSM  
(SAL2470Z)





## 135mm F2.8 [T4.5] STF (SAL135F28)

This special-purpose lens features apodization optics that deliver superb clarity at the point of focus and exceptionally smooth transitions between in-focus and defocused areas. A manual aperture ring provides added control over defocusing, which is especially desirable around T4.5 to T6.7.



## Sony full-frame lenses

Designed to bring out the full potential of Sony  $\alpha$  digital cameras with 35mm full-frame sensors—including extremely high-resolution, high sensitivity and stunning sense of depth—Sony full-frame lenses integrate the latest lens technologies and include top-quality G series and Carl Zeiss lenses crafted to the highest standards of optical precision.



**28-75mm  
F2.8 SAM**  
(SAL2875)



**75-300mm  
F4.5-5.6**  
(SAL75300)



**16mm  
F2.8 Fisheye**  
(SAL16F28)



**20mm  
F2.8**  
(SAL20F28)



**50mm  
F1.4**  
(SAL50F14)



**50mm  
F2.8 Macro**  
(SAL50M28)



**85mm  
F2.8 SAM**  
(SAL85F28)



**100mm  
F2.8 Macro**  
(SAL100M28)

## Sony DT lenses

Sony DT lenses are designed for digital interchangeable lens cameras with APS-C type image sensors and have slightly different optical requirements than 35mm full-frame image sensors. When a DT lens is mounted on the  $\alpha$ 99, it automatically switches to the APS-C mode and adjusts the XGA OLED Tru-Finder to clearly display the image with 100% coverage while maintaining high resolution.



**APS-C**  
**DT 11-18mm  
F4.5-5.6**  
(SAL1118)



**APS-C**  
**DT 16-50mm  
F2.8 SSM**  
(SAL1650)



**APS-C**  
**DT 16-80mm  
F3.5-4.5 ZA**  
(SAL1680Z)



**APS-C**  
**DT 16-105mm  
F3.5-5.6**  
(SAL16105)



**APS-C**  
**DT 18-55mm  
F3.5-5.6 SAM**  
(SAL1855)



**APS-C**  
**DT 18-135mm  
F3.5-4.5**  
(SAL18135)



**APS-C**  
**DT 18-250mm  
F3.5-6.3**  
(SAL18250)



**APS-C**  
**DT 55-200mm  
F4.5-6.3 SAM**  
(SAL55200-2)



**APS-C** **NEW**  
**DT 55-300mm  
F4.5-5.6 SAM**  
(SAL55300)



**APS-C**  
**DT 30mm  
F2.8 Macro SAM**  
(SAL30M28)



**APS-C**  
**DT 35mm  
F1.8 SAM**  
(SAL35F18)



**APS-C**  
**DT 50mm  
F1.8 SAM**  
(SAL50F18)

## Teleconverters

Teleconverters boost the focal length of lenses without affecting resolving power and are a great way to extend your telephoto range in the field without adding much weight or bulk to your kit.



**1.4x  
Teleconverter**  
(SAL14TC)



**2x  
Teleconverter**  
(SAL20TC)

### Compatible lenses

SAL70200G (70-200mm F2.8G)\*1

SAL300F28G (300mm F2.8G)\*1

SAL300F28G2 (300mm F2.8 G SSM II)\*1

SAL70400G (70-400mm F4-5.6 G SSM)\*2

SAL135F28 (135mm F2.8 [T4.5] STF)\*2

SAL500F4G (500mm F4 G SSM)\*3

\*1: Compatible with MF and AF focusing modes.

\*2: Compatible with MF focusing mode only.

\*3: SAL14TC: Compatible with MF and AF focusing modes. SAL20TC: Compatible MF focusing mode only.

# expand your horizons

NEW

Flash  
HVL-F60M

Multi  
Interface Shoe


Auto-lock  
Accessory Shoe

LED



This powerful flagship flash unit (GN 60) features an LED light and delivers creative lighting for both still image and movie shooting. As a lighting solution that supports stringent professional demands, it offers a flexible rotation mechanism for Quick Shift Bounce as well as quick and intuitive operation via Quick Navi, which has received rave reviews on  $\alpha$  series cameras. Also included are a built-in video LED lighting feature, a color temperature conversion filter for LED lighting, a diffuser and a bounce adaptor. Moreover, meticulous dust and moisture resistance support reliable shooting in various types of conditions.

- Guide number of 60 (105mm, ISO 100m)
- Wireless multi flash ratio control
- Fast approx. 3.5 second recharge time
- Dust and moisture resistant design
- Built-in wide panel and bounce sheet
- Multi Interface Shoe
- Shoe Adaptor (ADP-AMA) is included for usage with Auto-lock Accessory Shoe cameras



Bounce light 1 only



Bounce light 1 + 2



Bounce light 1 + 2 + 3



Bounce light 1 + 2 + 3 + 4



Wireless multi-flash with flash ratio control



Flash  
**HVL-F43M**

Auto-lock  
Accessory Shoe



This large-capacity flash unit features Sony's Quick Shift Bounce design, which enables wide-ranging angle adjustment and the same lighting whether shooting in the landscape or portrait position. Shoe Adaptor ADP-MAA, which comes bundled with the **α99**, is required to mount this flash unit on the **α99**.

- Guide number of 43 (at 105mm, ISO 100m)
- Wireless multi flash ratio control
- Built-in wide panel and bounce sheet
- Effective dust and moisture resistance
- Fast 2.9 second recharge time



Ring Light  
**HVL-RL1**

NEW

Accessory Shoe

Auto-lock  
Accessory Shoe

LED

The HVL-RL1 offers highly effective illumination of small subjects for macro shooting. Its powerful approx. 700 lx/0.3m (LED) performance is approximately 4 times brighter than in the previous model and brightness can be steplessly dimmed to achieve creative lighting that subtly reflects your intentions. Extremely smooth lighting effects can also be achieved without clearly revealing the source of light.



- Can be mounted on Multi Interface Shoe cameras. Full-ring illumination for shadowless lighting
- Half-ring illumination for shadows and contrast
- Continuous illumination allows lighting to be checked at any time
- Filter diameter: 49mm, 55mm
- Shoe Adaptor (ADP-AMA) is included for usage with Auto-lock Accessory Shoe cameras

XLR Adaptor Kit  
**XLR-K1M**

NEW

ni Multi  
Interface Shoe

This kit meets the audio needs of professional movie production by providing two pro-standard XLR terminals that reliably connect the camera with professional XLR-connected microphones, mixing consoles and sound studios. Direct separate control of the left and right channels provides versatile possibilities such as control of recording level adjustment, attenuation and wind noise reduction to match microphone characteristics and creative intentions. MIC/LINE input switching for each channel is also provided to greatly simplify post-shoot editing.



Optional  
**VCT-55LH bracket**

- Various types of microphones are supported
- A lock mechanism prevents accidental cable detachment
- ECM-XM1 monaural shotgun microphone included
- Optional bracket is required to attach to **α99** (adaptor cannot be attached directly to **α99**)

Vertical Grip  
**VG-C99AM** **NEW**



Featuring optimal contours and essential controls, this grip provides comfort and handling on a par with horizontal shooting. It also offers a triple battery advantage (two batteries plus one in the camera) for extended shooting and playback.

- Holds up to two NP-FM500H rechargeable battery packs (sold separately)
- Dust and moisture resistant design



Stereo Microphone  
**ECM-ALST1**

Auto-lock  
Accessory Shoe

During movie shooting, this compact stereo microphone provides crisp, clear recording quality. It includes selectable directivity (90°/120°) for capturing dialogue or ambient sound.

- Compact, lightweight design
- Includes shock mount holder, wind screen, carrying case, pouch and battery (Sony Alkaline LR44)
- Shoe Adaptor ADP-MAA (included with **α99**) is necessary for usage with Multi Interface Shoe equipped camera



Shotgun Microphone  
**ECM-CG50**

Auto-lock  
Accessory Shoe

Accessory Shoe

This professional quality "shotgun" microphone offers high directivity for isolating specific sound sources, as well as low noise and a wide dynamic range.

- Plug-in power or three "AA" alkaline batteries
- Includes shock mount holder, spacer, wind screen, shoe adaptor and low-cut mode for reducing unwanted low frequencies
- Can be mounted on Multi Interface Shoe cameras



Back pack  
**LCS-BP3** **NEW**

In addition to holding the camera with standard lens attached, this bag's ample dimensions can carry various shooting-related accessories, up to four interchangeable lenses, and a laptop PC with up to 15.5 inch monitor. The designer paid close attention to details like the rain cover and various belt features that reduce the fatigue of carrying a heavy load. This is truly a back pack designed to meet the stringent demands of professional photographers.

- Features easily accessible side opening, multiple pockets, 4 padded dividers and an integrated rain cover.



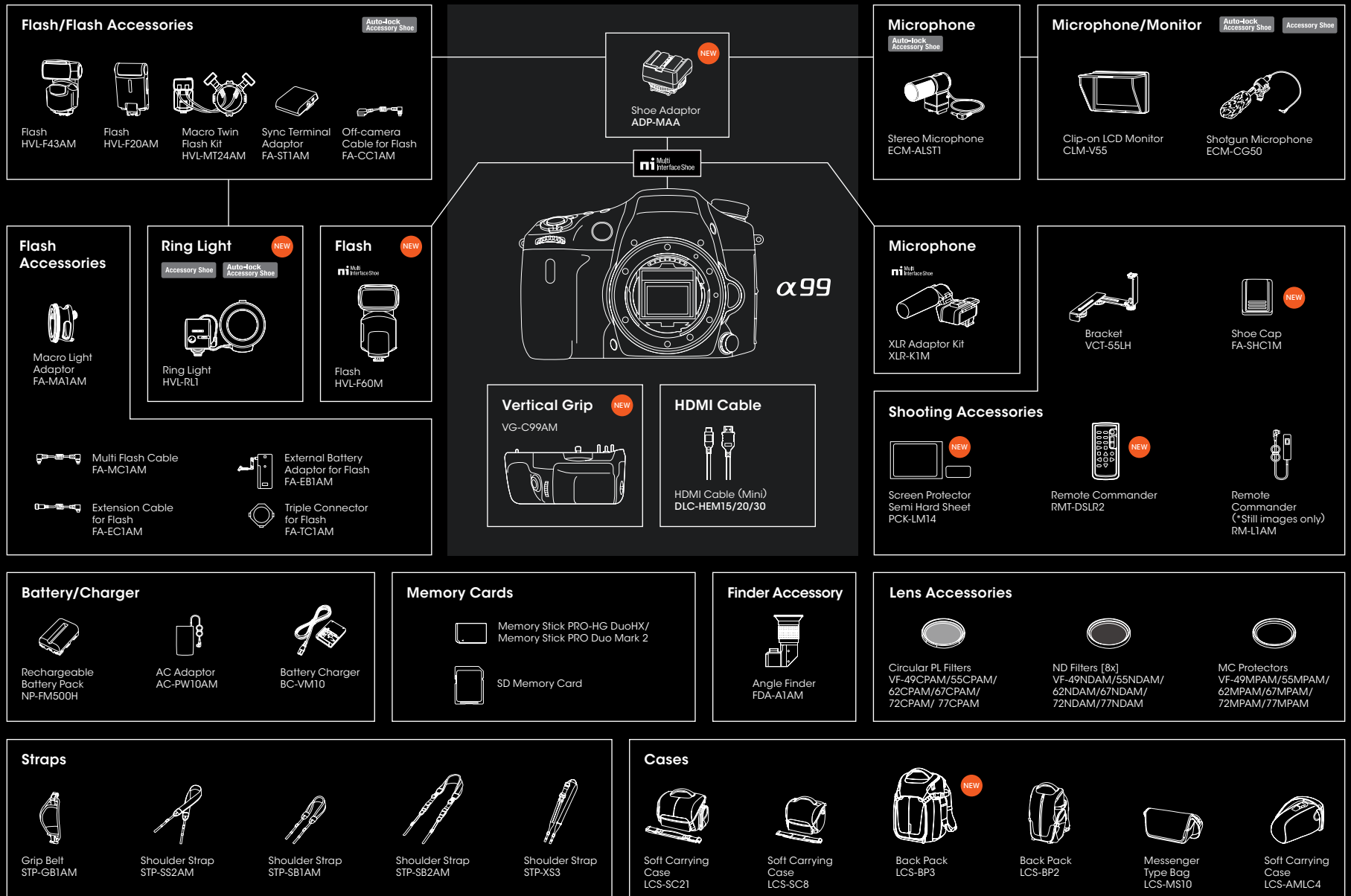
Remote Commander  
**RMT-DSLR2** **NEW**

This wireless remote commander for **α** A-mount and E-mount cameras provides easy remote start/stop functionality whether shooting still images or movies.





# system at a glance



# explore the possibilities



## Image Data Converter and Remote Camera Control

Image Data Converter software lets you enjoy advanced features for browsing, manipulating, converting and managing the full-resolution RAW images you capture. While viewing the images, you can expertly adjust exposure, white balance, tonal curves, saturation, contrast, hue, sharpness and more. The viewer window presents RAW and JPEG files as thumbnails, along with your preference ratings if desired, to support easy comparison of multiple images and enhance the browsing and management of your image data. Bundled Remote Camera Control software can enhance the efficiency of your studio workflow by letting you remotely activate and deactivate still/movie recording and control various camera settings from a PC. Automatic transfer of still images from the camera to the PC is also possible. Controllable settings include exposure mode, ISO speed, various audio and image settings, etc.



## PlayMemories™ Home

This convenient software makes it easy to download photos to a computer for viewing, editing, printing, sharing (via e-mail or web upload), burning to disc or retouching.




## GPS capability

The built-in GPS (Global Positioning System) feature can tag your photographs with data that indicates where and when they were taken. When you view tagged photographs on a PC installed with bundled PMB software, or on a connected BRAVIA TV with the Photo Map function, the photos can be displayed on a map to indicate where they were taken. A highly sensitive antenna in the camera ensures clear reception of global positioning data wherever you travel.



## PlayMemories™ Online

Shoot photos and videos with your favorite camera or smartphone and effortlessly enjoy them on your tablet, computer, BRAVIA and more! Start with 5GB of free storage space! For details, visit <http://playmemoriesonline.com>.



## PlayMemories™ Studio\*

Now you can enjoy photos and movies on your game machine, thanks to PlayMemories Studio software for PS3.

\* Optional software





## Main specifications of α99

Type	
Camera type	Interchangeable lens digital camera
Lens compatibility	Sony A-mount lenses, operation with Minolta/Konica lenses confirmed
Image sensor	
Type	35mm full-frame (35.8 x 23.9mm), Exmor CMOS sensor
Number of pixels (effective)	Approx. 24.3 megapixels
Number of pixels (total)	Approx. 24.7 megapixels
Image sensor aspect ratio	3:2
Anti-dust system	Charge protection coating on low-pass filter and image sensor shift mechanism
Recording system (still images)	
Recording format	JPEG (DCF ver. 2.0, Exif Ver. 2.3, MPF baseline compliant), RAW (Sony ARW 3 format), RAW 8, JPEG
Image size (pixels)/3:2 aspect ratio	35mm full-frame L: 6000 x 4000 (24M), M: 3936 x 2624 (10M), S: 2640 x 1760 (4.6M) APS-C L: 3936 x 2624 (10M), M: 2640 x 1760 (4.6M), S: 1728 x 1152 (2.0M)
1.6:1 aspect ratio	35mm full-frame L: 6000 x 3376 (20M), M: 3936 x 2216 (6.7M), S: 2640 x 1488 (3.9M) APS-C L: 3936 x 2216 (6.7M), M: 2640 x 1488 (3.9M), S: 1728 x 976 (1.7M)
Sweep Panorama	Wide: horizontal 12,416 x 1,856 (23M), vertical 5,536 x 2,160 (12M), Standard: horizontal 8,192 x 1,856 (15M), vertical 3,872 x 2,160 (6.4M)
Image quality modes	RAW, RAW + JPEG, JPEG Extra fine, JPEG Fine, JPEG Standard
RAW output	14 bit
Picture Effect	11 types (15 variations): Posterization (Color), Posterization (B/W), Pop Color, Retro Photo, Partial Color (R), Partial Color (G), Partial Color (B), Partial Color (V), High Contrast Monochrome, Toy Camera, Soft High-key, Soft Focus, HDR Painting, Rich-tone Mono, Miniature
Creative Style	Standard, Vivid, Neutral, Clear, Deep, Light, Portrait, Landscape, Sunset, Night scene, Autumn leaves, Black & White, Sepia, Contrast (-3 to +3 steps), Saturation (-3 to +3 steps), Sharpness (-3 to +3 steps)
Dynamic range functions	Off, Dynamic Range Optimizer (Auto/Level (1-5)), Auto High Dynamic Range (Auto Exposure Difference, Exposure Difference Level (1-6 EV, 1.0 EV step))
Color Space	sRGB, Adobe RGB
Recording system (movie)	
Recording format	AVCHD Ver. 2.0 (Progressive)MP4
Video compression	AVCHD Ver. 2.0 compliant/MPEG-4 AVC (H.264)
Audio recording format	Dolby Digital (AC-3)/MPEG-4 AAC-LC 2ch
Image size (pixels)/NTSC	AVCHD: 1920 x 1080 (60p/28Mbps**/PS, 60i/24Mbps**/FX, 60i/17Mbps**/FH, 24p/24Mbps**/FX, 24p/17Mbps**/FH)
**Maximum bit rate	MP4: 1440 x 1080 (30fps/12Mbps***), 640 x 480 (30fps/3Mbps***)
***Average bit rate	
Movie functions	Audio Level Display, Audio Rec Level, AF Tracking Duration, Auto Slow Shutter, HDMI Info Display (on/off selectable)
Media	
Media	Memory Stick PRO Duo™, Memory Stick PRO-HG Duo™, SD memory card, SDHC memory card (UHS-I compliant), SDXC memory card (UHS-I compliant)
Slot	Slot 1: Multi slot for Memory Stick PRO Duo/SD (UHS-I compliant) memory card Slot 2: SD (UHS-I compliant) memory card only
Recording mode on 2 memory cards	Simult. Rec (Still), Simult. Rec (Movie), Simult. Rec (Still/Movie), Sort (JPEG/RAW), Sort (Still/Movie), Copy
Noise reduction	
Noise reduction	Long exposure NR: On/Off selectable, available for shutter speeds longer than 1 sec. High ISO NR: Normal/Low/Off selectable
Multi Frame NR	Auto/ISO 100 to 51200
White balance	
Modes	Auto/Daylight/Shadow/Cloudy/Incandescent/Fluorescent -Warm White/Cool White/Day White/Daylight-Flash/Color Temperature <2500 to 9900K> & color filter <G7 to M7, A7 to B7>/Custom <3>
AWB micro adjustment	Yes <G7 to M7 (15 steps), A7 to B7 (15 steps)>
Bracketing	3 frames, H/L selectable
Focusing system	
Type	TTL Phase-detection AF
Focus sensor	Detector 1: CCD line sensors Detector 2: 102 assist points *1
Focus point	Detector 1: 19 points (11 points cross type) Detector 2: 102 assist points *1
Sensitivity range	Detector 1: -1 to 18 EV (at ISO 100 equivalent with F2.8 lens attached)
Focus mode	Direct Manual Focus, Manual focus selectable
AF mode	Single-shot AF (AF-S), automatic AF (AF-A), Continuous AF (AF-C), Depth Map Assist Continuous AF (AF-D)*1 selectable
Focus area	Wide (auto 19 points)/Zone/Spot/Local selectable
Other features	Tracking focus, Predictive control (AF-A, AF-C, AF-D)*1, Focus lock, Eye-start AF/AF illuminator (built-in, LED type, range: Approx. 1-7m (Approx. 3.3 to 23 feet)), AF range control, AF micro adjustment, AF ON
Exposure control	
Metering type	1200-zone evaluative metering
Metering sensor	Exmor CMOS sensor
Metering sensitivity	-2 to 17 EV (at ISO 100 equivalent with F1.4 lens attached)
Modes	Multi-segment, Center-weighted, Spot
Exposure modes	AUTO (AUTO, Superior Auto), Programmed AE (P), Aperture priority (A), Shutter-speed priority (S), Manual (M), Scene Selection, Sweep Panorama, Tele-zoom Continuous Priority AE, Movie (Programmed AE (P), Aperture priority (A)/Shutter-speed priority (S)/Manual (M) selectable in manual focus mode)
Scene Selection	Portrait, Landscape, Macro, Sports action, Sunset, Night portrait, Night scene, Hand-held Twilight
Exposure compensation	+/-5.0 EV (1/3 EV, 1/2 EV steps selectable)
AE bracketing	Bracket: Cont./Bracket: Single, With 1/3 EV, 1/2 EV, 2/3 EV, 2.0EV, 3.0 EV increments, 3/5 frames (2.0 EV, 3.0 EV: only 3 frames) selectable
AE lock	Available with AE lock button. AE is also locked when focus is locked in multi-segment metering mode.
ISO sensitivity	Still images: ISO 100-25600 equivalent (1/3 EV step), (ISO numbers up from ISO 50 can be set as expanded ISO range.), AUTO (ISO 100-6400, selectable lower limit and upper limit) Movies: ISO 100-6400 equivalent (1/3 EV step)/AUTO (ISO 100-3200 equivalent)
(Recommended Exposure Index)	

Viewfinder	
Type	XGA OLED, 1.3 cm (0.5 type) electronic viewfinder (color)
Number of dots	2,359,296 dots
Brightness control	Auto/Manual (3 steps between -1 and +1)
Color temperature control	Manual (5 steps)
Field coverage	100%
Magnification	Approx. 0.71x (with 50mm lens at infinity, -1m-1)
Dioptr adjustment	-4.0 to +3.0m-1
Eye point	Approx. 27mm from the eyepiece lens, 22mm from the eyepiece frame at -1 diopter (CIPA standard)
Display	Graphic Display/Display All Info./No Disp. Info./Digital Level Gauge/ Histogram
Real-time image-adjustment display	On/Off
LCD screen	
Type	7.5 cm (3.0 type) TFT drive
Total number of dots	1,228,800
Brightness control	Auto, Manual (5 steps between -2 and +2), Sunny weather
Adjustable angle	Tilt angle: 140° upward and 180° downward Rotation angle: 180° clockwise and 90° counterclockwise
Display selector (Finder/LCD)	Auto/Manual
Display	Graphic Display/Display All Info./No Disp. Info./Digital Level Gauge/Histogram/Shooting information for viewfinder mode
Real-time image-adjustment display	On/Off
Focus Magnifier	35mm full-frame: 5.9x, 11.7x APS-C: 3.6x, 7.7x
Peaking MF	Yes (Level setting: High/Mid/Low/Off, Color: White/Red/Yellow)
Display Panel	Top Panel (Setting mode indicator LCD)
Other features	
Face detection	
Auto Portrait Framing	
Clear Image Zoom	
Digital Zoom	Smart zoom (still image) M: approx. 1.5x S: approx. 2.3x Digital zoom (still image) Approx. 4x Digital zoom (movie) Approx. 4x
Smart Teleconverter	Approx. 1.4x/2x
Lens compensation	Peripheral shading, chromatic aberration, distortion
Shutter	
Type	Electronically controlled, vertical-traverse, focal-plane type
Shutter speed	Still images: 1/8000 to 30 sec, Bulb Movies: 1/8000 to 1/4 (1/3 step) NTSC: up to 1/60 in AUTO mode (up to 1/30 in Auto slow shutter mode) PAL: up to 1/50 in AUTO mode (up to 1/25 in Auto slow shutter mode)
Flash sync. speed	1/250 sec.
Electronic Front Shutter Curtain	Yes (ON/OFF)
SteadyShot INSIDE (image stabilization)	
Type	For still images: Image Sensor-Shift mechanism, For movies: Electronic
Compensation effect	Equivalent to approx. 2.5 to 4.5 steps in shutter speeds *Varies according to shooting conditions and lens used
Flash Control (with optional external flash)	
Control	ADI, Pre-flash TTL
Flash compensation	+/- 3.0 EV (switchable between 1/3 and 1/2 EV steps)
Flash bracketing	0.3/0.5/0.7/2.0/3.0 EV steps, 3/5 frames (2.0/3.0 EV: only 3 frames) selectable
Flash modes	Flash off, Auto/flash, Fill-flash, Rear Sync., Slow Sync., Red-eye reduction (on/off selectable), Hi-speed sync*3, Wireless*3
External flash	Sony a System Flash compatible with Multi Interface Shoe, attach the shoe adaptor for flash compatible with auto-lock accessory shoe
FE level lock	Yes
Wireless control	Yes (wireless flash with lighting ratio control)
Drive	
Drive modes	Single Shooting, Continuous shooting (Hi/Lc selectable), Self-timer (10/2 sec. delay selectable), Bracket: Cont., Bracket: Single, White Balance bracket, DRO bracket, Remote Control (with optional RMF-DSLR2)
Continuous shooting speed (approx., max)*2	Tele-zoom Continuous Advance Priority AE: Maximum Approx. 10/8fps selectable Continuous shooting Hi: 35mm full-frame: Maximum approx. 6fps APS-C: Maximum approx. 7fps Continuous shooting Lo: 35mm full-frame: Maximum approx. 2.5fps APS-C: Maximum approx. 2.5fps
No. of frames recordable* (approx.) <sup>3</sup> when used with SD-UHS-I card	Continuous shooting Hi: Extra FINE 1.5, FINE 24, STD 29; RAW 15, RAW+JPEG 12 Tele-zoom Continuous Advance Priority AE (8fps): Extra FINE 20, FINE 28, STD 31, RAW 19, RAW+JPEG 18, Tele-zoom Continuous Advance Priority AE (10fps): Extra FINE 20, FINE 26, STD 28
Playback	
Modes	Single (with or without shooting information, RGB histogram & highlight/shadow warning), 4/9-frame index view, Enlarged display mode (Maximum magnification L: 1.6, 7x; M: 1.8x, S: 8.3x), Auto Review (10/6/2 sec. off), Image orientation (On/Off selectable), Slideshow, Panorama scrolling, Folder selection (Still), Forward/Rewind (Movie), Delete, Protect
Interface	
PC interface	miniB, Hi-speed USB (USB2.0) (Mass-storage (Multi LUN), MTP, PC remote)
HD output	HDMI mini connector (Type-C), BRAVIA Sync (link menu), PhotoTV HD
Others	Sync. terminal, Multi Interface Shoe*7, Auto-lock accessory shoe compatible with supplied shoe adaptor, Microphone terminal (3.5mm Stereo minijack), DC IN terminal, Wired remote terminal, Headphone terminal (3.5mm Stereo minijack), Vertical Grip Connector
Compatible OS	Windows XP*4 SP3, Windows Vista*5 SP2, Windows 7 SP1, Mac OS X (v. 10.3-10.6)
Audio	
Microphone	Built-in stereo microphone or ECM-ALST1 (with supplied shoe adaptor)/ECM-CG50/ XLR1M (sold separately)
Speaker	Built-in, monoaural, Volume settings in 8 steps between 0 and 7
Print	
Compatible standards	Exif Print, Print Image Matching III, DPOF setting

Custom function	
Type	Custom key settings, Programmable setting
Memory function	Yes (3 sets)
Power	
Battery	One rechargeable battery pack NP-FM500H
Still images	Approx. 410 shots (Viewfinder)/approx. 500 shots (LCD monitor) (CIPA measurement)
Movies <sup>8</sup>	Approx. 155 min with viewfinder, approx. 155 min with LCD monitor
External Power	AC Adaptor AC-FW10AM (sold separately)
Weight	
With battery and Memory Stick PRO Duo included	Approx. 812 g (approx. 1 lb 12.7 oz)
Body only	Approx. 733 g (approx. 1 lb 9.9 oz)
Dimensions	
W x H x D (excluding protrusions)	Approx. 147 x 111.2 x 78.4mm (approx. 5.78 x 4.12 x 3.18")
Others	
Body material	Magnesium Alloy and High rigidity engineering plastic exterior
Operating temperature	32-104°F/0-40°C

### Movie recording time for single media (Memory Stick PRO Duo, in hours and minutes, approx.)

		26	46	86	166	326
AVCHD	AVCHD 60i 24M (FX) (NTSC/PAL) 50i 24M (FX) (PAL)	10m	20m	40m	1h 30m	3h
AVCHD	60p 28M (PS) (NTSC/PAL) 50p 28M (PS)	9m	15m	35m	1h 15m	2h 30m
AVCHD	24p 24M (FX) (NTSC/PAL) 25p 24M (FX) (PAL)	10m	20m	40m	1h 30m	3h
MP4	MP4 1440x1080 12M	20m	40m	1h 20m	2h 45m	5h 30m

\*The numbers in the table above show the approximate maximum recordable time obtained by totaling all movie files.  
\*The size of a movie file is limited to approx. 2GB.

### Number of recordable still images for single media

Media: Memory Stick PRO Duo, Image size: 35mm full-frame, L 24M (3:2 aspect ratio)

	26	46	86	166	326
Standard	280	560	1100	2250	4600
Fine	195	395	800	1600	3200
Extra Fine	105	215	435	870	1750
RAW + JPEG	54	105	215	435	870
RAW	74	145	295	600	1200

\*The actual numbers may be less than those indicated depending on the conditions of use.



For more information about the  $\alpha$ 99 visit  
[www.sony.com/a99](http://www.sony.com/a99)

Learn more about Sony Digital Imaging products at  
[www.sonydigitalimaging.com](http://www.sonydigitalimaging.com)

#### System requirements of bundled software

	Image Data Converter Ver. 4/Remote Camera Control Ver. 3		PlayMemories Home™
OS*	Microsoft Windows® Windows® XP** SP3, Windows Vista® SP2, Windows 7 SP1	Macintosh® Mac OS X (v10.5 (Leopard), v.10.6 (Snow Leopard), v.10.7 (Lion), v.10.8 (Mountain Lion))	Microsoft Windows® Windows® XP** SP3, Windows 7 SP1, Windows 7 SP1
CPU	Pentium 4 or faster	Intel Core Solo/Core Duo/Core 2 Duo or faster	Pentium III 800 MHz or faster For playing/editing High Definition movies: Intel Core Duo 1.66 GHz or faster/Intel Core 2 Duo 1.66 GHz or faster, Intel Core 2 Duo 2.26 GHz or faster (AVC HD (FX/FH)), Intel Core 2 Duo 2.40 GHz or faster (AVC HD (PS))
Memory	1 GB or more is recommended.	1 GB or more is recommended.	512 MB or more (For playing/editing High Definition movies: 1 GB or more)

The computer environment must also satisfy the operating requirements of the OS.

\* Must be installed with the listed OS at delivery. Proper operation cannot be guaranteed with an upgraded OS environment.

\*\* 64-bit and Starter Editions are not supported. Windows Image Mastering API (IMAPI) Ver. 2.0 or later is required for disc burning function.

#### Trademarks & Remarks

- \*  $\alpha$  is a trademark of Sony Corporation.
- \* Exmor , BIONZ , BRAVIA BRAVIA, SteadyShot, VAIO , InfoLithium , Memory Stick , Translucent Mirror Technology , Tru-Finder , Memory Stick PRO Duo , MEMORY STICK PRO Duo , Memory Stick PRO-HG Duo , and Multi Interface Shoe are trademarks or registered trademarks of Sony Corporation.
- \* PLAYSTATION is a registered trademark of Sony Computer Entertainment Inc.
- \* Blu-ray Disc and are trademarks.
- \* AVC HD and AVC HD Progressive and their respective logos are trademarks of Panasonic Corporation and Sony Corporation.
- \* SD Logo, SDHC Logo and SDXC Logo are trademarks of SD-3C, LLC.
- \* HDMI, HDMI Logo, and High-Definition Multimedia Interface are trademarks or registered trademarks of HDMI Licensing LLC in the United States and other countries.
- \* All other company and product names mentioned herein are used for identification purposes only and may be the trademarks or registered trademarks of their respective owners.
- \* InfoLithium is a lithium battery pack which can exchange data with compatible electronic equipment about its energy consumption.
- \* Sony recommends that you use the battery pack with electronic equipment bearing the mark.
- \* WhiteMagic™ and WhiteMagic™ are trademarks of Japan Display Inc.
- \* Screen displays are simulated.
- \* Simulated effects are used to illustrate some functions.

Sony World Photography Awards For more details, visit the website at [www.worldphoto.org](http://www.worldphoto.org).